



# Structural Analysis of a Lifting bracket

## Introduction

Weight carrying capacity of lifting angle (Figure 1) was investigated using the finite element analysis.




Figure 1: Lifting angle




Figure 2: High strength steel bolts used with the lifting angle

## Material properties

Material properties of bolts were extracted from the manufactures as shown in Table 1.

Table 1: Material properties

Part	Material	UTS (MPa)
Lifting angle	Mild steel	350
Bolts	HSS	827

## Finite element analysis

Static structural analysis was carried out using commercially available finite element analysis software.

## Meshing

2 mm tetrahedron mesh was used for both lifting angle and bolts.

## Boundary conditions

4000N pulling force was applied to each bolt to represent the weight of the switchboard. A fixed boundary condition was applied to the eye of the lifting angle.

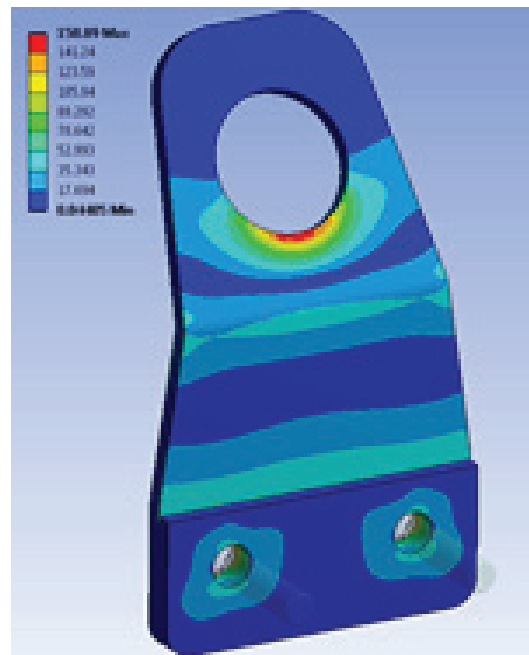


Figure 3: Maximum stress of lifting angle

## Results

The maximum displacement of lifting angle under 800 kg load was 0.28 mm. Maximum von-Mises stresses generated on lifting angle and bolts were 150.89 MPa and 420.24 MPa respectively. Therefore, a minimum safety factor of 2.2 and 2.0 was shown in the lifting angle and bolts respectively for 800 kg load.

## Conclusion

The lifting angle assembly can carry a maximum load of 800 kg with a minimum safety factor of 2. Hence, switchboards with 2 and 4 lifting angles can have maximum weight of 1600 kg and 3200 kg respectively.

Prepared By:

**Dr. Gayan Rathnaweera**

Research & Development Division

Dara Switchboards

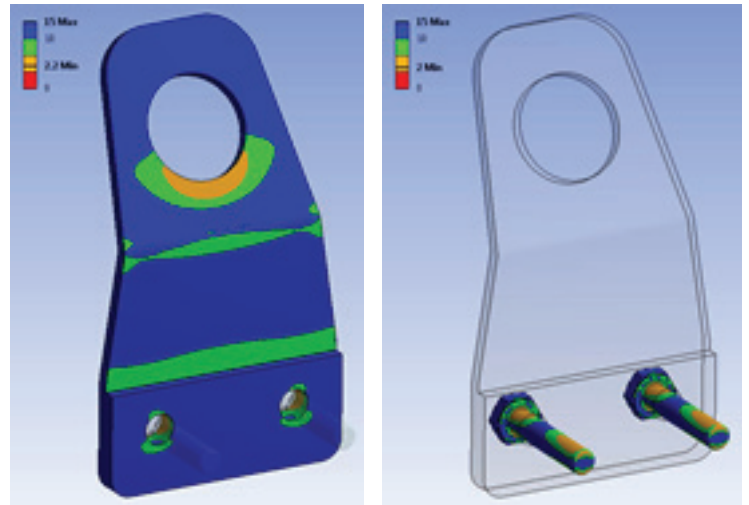


Figure 4: Minimum safety factors of lifting angle and bolts